

THE NORFOLK ANGLERS CLUB

# WIRELINE

JUNE 2026

## What's Inside

Guest Speaker: Capt Trey Dunavant, *Bay Bound Charters*, Cobia Fishing

Fishing Tips: Capt Chris Haduck, Spanish Mackerel fishing in the Bay and Ocean

### Fishing Reports;

- Chesapeake Bay/CBBT: Tautog, Red Drum, Bluefish, Spanish Mackerel
- Elizabeth River: Red Drum
- James River: Rockfish, Spot, Croaker
- North Carolina/Offshore: Blueline Tilefish
- North Carolina/Freshwater: Black Crappie, Bluegill

# Leadership Notes...

Fellow Norfolk Anglers,

The summer fishing season is beginning to heat up. Now, if the wind machine would just back off a bit, everything would be great!

We also have quite a few events planned for June and July. Our first of five Children's Headboat Fishing Trip is on Tuesday June 23rd, and the Children's Surf Fishing Clinic is on June 25th. Rounding out June on the 30th is our second Children's Headboat Fishing Trip. Next month will be just as busy so we're going to need your support with these events.

The Celebration of Life for Ned Smith is planned for Saturday June 13th at 11:00 AM at St Stephens Episcopal Church in Norfolk. Our club has always been about three things; Family, Fellowship, and Fishing. Ned certainly epitomized what our club is all about.

*Will*



On The Cover: One of the Navy Training Area Range Towers off North Carolina's Outer Banks.

## Meeting

**Guest Speaker: Capt Trey Dunavant,  
Bay Bound Charters Cobia Fishing**

This month we have Capt Trey Dunavant with Bay Bound Charters joining us to share his tips and techniques on targeting Cobia in the Bay and our local waters. The Cobia are already here and more on the way up the coast! Here's your chance to hear from an experienced local Charter Captain on how to hook into this fishery.



**Important:**

**June 15th, 2026 at 7:00pm**

**NAC Meeting at Boil Bay**

**Seafood City, Norfolk,**

## Publishers NOTES

**Editor:**

Wendy Bransom

NorfolkAnglersClubEditor@gmail.com

## NAC OFFICERS

**President:**

Will Bransom

**Vice President:**

Henry Troutner

**Treasurer:**

Mike Hubert

**Awards Program:**

Ike Eisenhower

**Events Coordinator:**

**Assistant Events Coordinator:**

Wesley Waters

**Membership:**

**Member at Large:**

Alex Perez, Sr.

**Webmaster:**

Pat Hirsch

[pfhirsch@yahoo.com](mailto:pfhirsch@yahoo.com)

**Contact us at;**

[NorfolkAnglersClub@gmail.com](mailto:NorfolkAnglersClub@gmail.com)

Norfolk Anglers Club

P.O. Box 8422

Norfolk, Virginia 23503-0422



## Club Calendar

### June

Mon, Jun 15th; Norfolk Anglers Club Regular Meeting  
Boil Bay Seafood City, Norfolk  
Tue, Jun 23rd; Children's Headboat Trip and Cookout  
Tue, Jun 23rd; Virginia Marine Resources Commission  
meeting, 380 Fenwick Rd, Ft Monroe, VA  
Thur, Jun 25th; NPS Children's Surf Fishing Clinic, Back Bay WR  
Tue, Jun 30th; Children's Headboat Trip and Cookout

### July

Thur, Jul 9th; NPS Children's Surf Fishing Clinic, Back Bay WR  
Mon, Jul 13th; Children's Headboat Trip and Cookout  
Mon, Jul 20th; Norfolk Anglers Club Regular Meeting  
Boil Bay Seafood City, Norfolk  
Thur, Jul 23rd; NPS Children's Surf Fishing Clinic, Back Bay WR  
Mon, Jul 27th; Children's Headboat Trip and Cookout  
Tue, Jul 28th; Virginia Marine Resources Commission  
meeting, 380 Fenwick Rd, Ft Monroe, VA

## Norfolk Anglers Club Prize Fish Entries 1 January - 31 May 2026

### Freshwater


<u>Species</u>	<u>Name (#Entries)</u>
Crappie	Russell Willoughby (2)
Largemouth Bass	Russell Willoughby (2) Mike Rheinhard (8)
Chain Pickerel	Mike Rheinhard (1)
White Perch	Andy Reid (1)


### Saltwater

<u>Species</u>	<u>Name (#Entries)</u>
Speckled Trout	Stan Simmerman (2) Chris Harris (1)
Red Drum	Chris Harris (2)
Rockfish	Henry Troutner (1)

\*\*\*\*Virginia Saltwater Tournament (Saltwater) or  
Department of Wildlife Resources (Freshwater) Citation  
paperwork, North Carolina Dept of Marine Fisheries  
(NCDMF) Citation Program paperwork, or the Norfolk  
Anglers Club Prize Fish entry form must be submitted to;  
[NorfolkAnglersClub@gmail.com](mailto:NorfolkAnglersClub@gmail.com)

A celebration of Ned's life will begin with a service at St. Stephens Episcopal Church, 1445 Norview Ave. Norfolk, VA 23513 (757.855.2788) on June 13, 2026 at 11:00AM. The service will be followed by a reception a second location to be shared at the service.



 In loving Memory of Ned Smith:

Please apply this memorial gift to the Youth Head Boat Fishing Trips. He really enjoyed this activity.

Thank you.  
Ted and Cathy Smith

A Memorial Donation from the Norfolk Anglers Club in memory of Ned Smith, our long time club member, fishing partner, and supporter of our Children's Fishing Program to the Hooked on Hope VB Organization dedicated to providing fishing and fun for families living with pediatric cancer.



May 10, 2026

Norfolk Angler's Club  
P.O. Box 8422  
Norfolk, VA 23503-0422


Dear Club Members,

Please accept the enclosed donation in memory of Ned Smith. Ned was a kind and generous person who cared about the environment and mankind. His work will continue as you develop our Youth in caring about marine life and create interests that they would normally never experience.

It would be appreciated if you could send an acknowledgment to his wife, Michel: 9610 16th Bay St., Norfolk, VA 23518.

Thank you for everything you do!

Sincerely,

  
Carole J. Parsons  
9635 10th View St.  
Norfolk, VA 23503



Please accept this donation in honor of my Uncle Ned Smith. He will be missed.  
I hope there is good fishing in Heaven!

Yours,  
Erika Bayle (Bayler)  
+ Family



# offshore distance MATTERS

Sea Tow® is the only towing membership that doesn't limit offshore distance. Go the extra mile; we're standing by.

**ARE YOU A MEMBER?**



**JOIN NOW & SAVE \$30**  
SEA TOW HAMPTON ROADS  
757-496-1999

Offer expires December 31, 2026. Offer only valid with automatic renewal enrollment.



# Club Members Tournament for 2026




## Redfish "Spots" Tournament

### Rules

- Must be a Norfolk Anglers Club Member
- Tournament for fish caught between January 1, 2026 and December 31, 2026
- Must have the Norfolk Anglers Club decal in the photo with the fish on a measuring device\* showing the total length of the fish. See NAC Prize Fish Contest Rules for measuring info. \*Entries received with decal and no measurement can only be judged by number of spots. Photo entries without a decal or measurement tape are not accepted.
- Red Drum/Redfish up to 26 inches in length only and caught in Virginia and North Carolina waters
- Awards determined by 1st: number of Spots (on one side), 2nd: Largest Fish up to 26 inches, 3rd: Date of Catch
- Entries submitted on the Club Prize Fish Entry Form with photo (can be sent electronically to; [NorfolkAnglersClub@gmail.com](mailto:NorfolkAnglersClub@gmail.com))
- No entry fee except the cost of the decal (\$1)
- \$50.00 Gift Card to the 1st Place Angler, \$25.00 Gift Card for the 2nd Place Angler.

### Entries:



## Oyster Toadfish Tournament

### Rules

- Must be a Norfolk Anglers Club Member
- Tournament for fish caught between January 1, 2026 and December 31, 2026
- Awards determined by;
  1. Total Weight
  2. Date of catch
  3. Date of entry submission
- Entries submitted by email to [NorfolkAnglersClub@gmail.com](mailto:NorfolkAnglersClub@gmail.com) in the form of a Fishing Report; who was fishing, stating total weight, with photo of the fish on the scale
- Weighing need not be on a certified scale and may be done by the angler, just try an avoid weighing fish on a pitching boat
- No entry fee (we would never charge a fee for catching Toads)
- Winners will be determined by our Tournament Director



Alex "AJ" Perez, Jr.  
Oyster Toadfish Tournament Director (TOTTD)

Entries: [John Curry \(1\)](#), [Marty Schriebl \(1\)](#)



## Speckled Trout Club Members Tournament March - December 2026



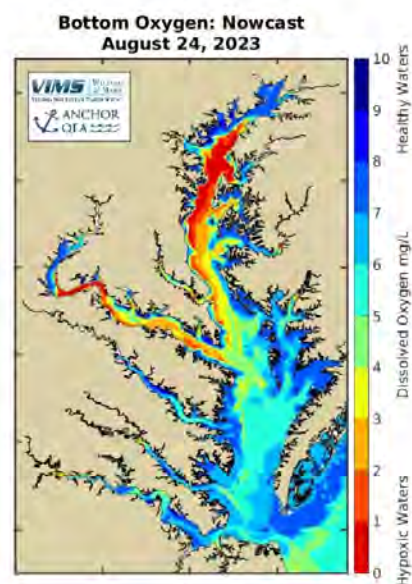
### Revised Tournament Dates for 2026

- This is a Norfolk Anglers Club Members tournament running from March 1st until December 31st
- Targeted Species is Speckled Trout (any length)
- Total Length Tournament Only
- \$10 Entry Fee due *before* fishing
- For fish caught in Virginia and/or North Carolina waters only
- Winner determined by; 1. Total Length of fish, 2. Date of Catch, 3. Date of entry submission
- 1st Place \$50 Gift Card and 2nd Place \$25 Gift Card
- All fishing must be in accordance with State fishing regulations for recreational anglers
- Entries must be submitted via the Norfolk Anglers Prize Fish Entry Form (Available at [www.NorfolkAnglersClub.com](http://www.NorfolkAnglersClub.com) and submitted by email to [NorfolkAnglersClub@gmail.com](mailto:NorfolkAnglersClub@gmail.com)

---

## Chesapeake Bay Environmental Forecast System

Use our forecasts and real-time "nowcasts" of temperature, salinity, dissolved oxygen, harmful algal blooms, waves and other environmental factors within the Chesapeake Bay to help plan your fishing! Based on observations and computer models developed by the Virginia Institute of Marine Science and partners, these tools accurately predict the current status of important environmental variables and how they are likely to change in the short-term. Check out this free resource to have a more productive day on the water!



<https://www.vims.edu/cbefs/>

# This Month!!!

...and we can use a few more volunteers...

## Oceanview Community Center Children's Headboat Fishing Trip and Cookout June 23rd and 30th



## Children's Surf Fishing Clinic, Back Bay Wildlife Refuge June 25th





**August 8  
2026**



**Save  
the  
Date!**



## Capt Chris Haduck, Spanish Mackerel fishing

Late spring lots of species begin showing up in Hampton Roads and spanish mackerel are one that's fun to catch. Capt Haduck shared not only are they fun to catch, they're a great species for a beginner angler to target, loads of fun for families and kids. Rigging for spanish mackerel can be very easy or as complex as you want to make it. No special rod and reel setups are needed, just some inline weights, spoon jigs, and perhaps a planer setup.

While jigging with ES Lure metal jigs works if you find a concentration of bait in an area with spanish mackerel feeding, trolling down the oceanfront in depths ranging 20-25 ft or along the pilings of the Chesapeake Bay Bridge Tunnel is the most effective way to catch them. Trolling speeds average 5-6 knots and if your lures are being hit by bluefish, which are also fun to catch, increase your speed slightly and leave the bluefish behind. Trolling from off the Virginia Beach Oceanfront south toward the Sandbridge area is the most popular area. If trolling along the Bay Bridge Tunnel Capt Haduck likes to use the current to position his lures close to the pilings. He'll set up his boat heading up current from the bridge and let the current float his trolling spoons close to the pilings. He advises exercise care and keep a sharp look out around the bridge trestles, there can be lots of boat traffic along and through the span to watch for, including small boats and kayaks.

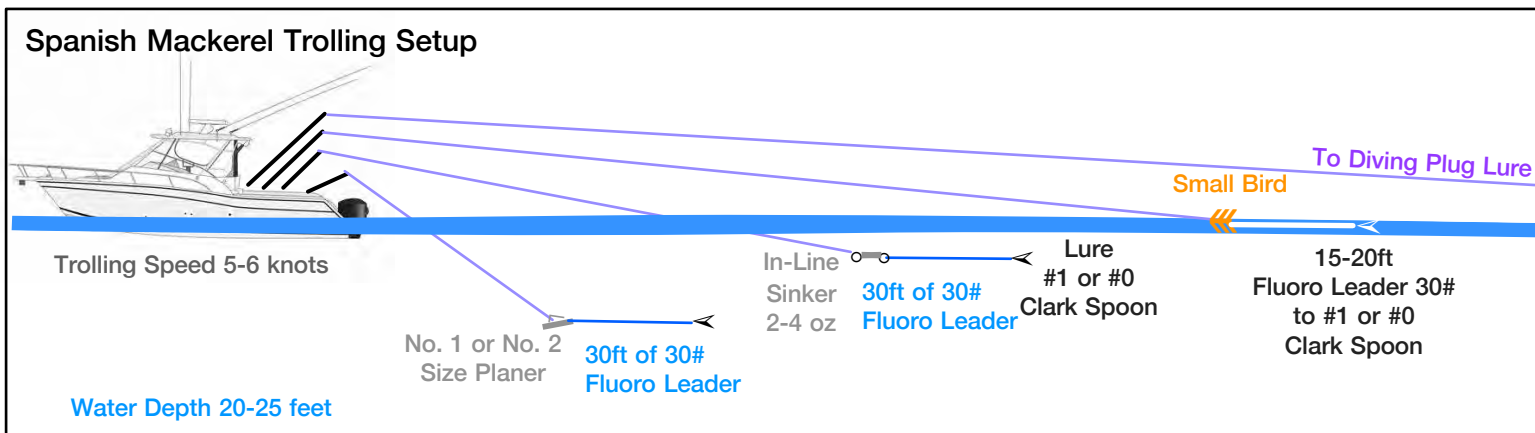


A typical rod/reel setup uses a level-wind reel like the Penn 320 pictured left. Level-wind featured reels are perfect for spanish mackerel fishing because an angler doesn't need to focus on getting line back on the reel evenly, the level-wind bail does it automatically as it winds back and forth across the reel. Spanish mackerel anglers will also often count the number of times the bail crosses back and forth to consistently set a trolling spoon behind the boat a desired distance. Capt Haduck recommends selecting a rod that's medium to medium-heavy and has some action at the tip. The heavier rods are needed when deploying a downrigger planer. These planers can place significant force on a rod while they're being towed behind the boat. Capt Haduck

prefers the smaller size #1 and #2 downrigger planers (photo lower right) for spanish mackerel fishing. Planers have a sliding ring which attaches to the line from your reel with a coastlock swivel. As it's set and trolled through the water the force of the water drives it down to a depth depending on the speed of the boat and the size of the planer. Attached to the rear of the planer with a coastlock swivel is a fluorocarbon leader to your trolling spoon.

There are many manufactures for trolling spoons with national brands and some local custom producers. Capt Haduck uses the Clark spoon sized #0 or #1 for spanish mackerel. They come in a base silver or gold metal with reflective tape strips in green, blue, pink, chartreuse gold, silver and without a reflective strip. You can also find them painted in various colors. The smaller sized Clark spoons are ideal for spanish mackerel fishing but larger sizes work well too.





When setting out a spread for spanish mackerel Capt Haduck will first deploy a diving plug lure far behind the boat. He shared when trolling for spanish mackerel anglers will sometimes come across a king mackerel, a larger cousin of the spanish mackerel. They're larger, faster, more powerful and will usually attack their prey with a strike to the tail of the fish or lure before circling back to devour what remains. The Rapala diving plug he uses has two strong treble hooks and a metal lip to drive it to depth. He recommends the fire tiger or black purple shown at right. The second lure set out will be a clark spoon behind a surface bird. It too will be far behind the boat. The purpose of the surface bird is to cause a commotion of splashes on the surface and draw attention of the predatory mackerel. While most fluorocarbon leaders he uses for clark spoons are 30 ft in length however, the leader for the surface bird is generally 15-20 ft.



The remaining lures, all clark spoons are set in pairs, one on each side of the boat. Capt Haduck will set out a rig on each side with in-line sinkers of different weight, ranging 2-4 ounces. These will deploy shallow and are positioned just past the propellor wash in clearer water. These are rigged to a 30 ft length of 30# fluorocarbon leader to the clark spoon. He'll set out different colors on each side of the boat. If the mackerel prefer one color to another, he'll swap everything to the color of the day. These rods are set in rod holder angled away from the boat to keep the lures away from the churned up water from the props. Another technique Capt Haduck will use is the Clark Spoon Mini Spreader Bar (photo right). This is a small, light weight, angled spreader bar with small skirts trailing behind. Capt Haduck rigs the center line with a clark spoon trailing 6ft.



The next pair of lures deployed are the downrigger planers discussed previously. Like the in-line sinker weights a #1 planer and #2 planer will be set on opposite sides and set back just inside the propellor wash. These rods are placed in the corner transom holders, often called the flat line position as they stream directly behind the boat.



Capt Haduck cautioned that planers can exert a tremendous amount of force when they're pulling. Exercise extreme care when retrieving them as they can fly out of the water and straight toward the boat. The best advice for those not experienced with planers is to stop the boat before bringing the planers out of the water.



# Fishing Reports

May 14: Mike H, Jack, Greg, Mike B, Rich and I got an early start on the *Fishing Frenzy* out of Oregon Inlet. While the plan was to try for the tuna bite and had rigs out early for the yellowfin. The weather was fine but the sea state not entirely cooperative but that's fishing! After giving the tuna a try without any hits we shifted to deep drop action. Capt Mayer set us up and we brought in blueline tilefish from the start. Moving to a few different locations in less than 300ft we boated our limit of tilefish. We then set out the tuna spread hopeful a couple of hours and different area would bring us better luck. The ride back we had everything we needed with all the food everyone brought. Thanks to Mike Hubert who set up the trip for us, it was great fishing with our club members. in the Outer Banks!

- Will Bransom



May 10: With a break in the wind Mary, John Curry, George Langdon and I thought we'd check if any Black Drum had moved into the James River. We anchored on the JRB and fished Blue Claw Crabs, Minnows and Squid on bottom rigs. Although no black were found, we did manage to catch 2 nice Stripers. John landed a 31" and I got a 27". Of course both were out of season and over the slot thus returned to bite another day.

- Henry Troutner



May 24: I fished around the Norfolk International Terminals on a falling tide and caught small Croaker and Spot using Gulp Shrimp and Grubs on 1/8 ounce jig heads.

I then ran around Craney Island to the Monitor Merrimack Bridge Tunnel and found one Striper along a piling on a Gulp Shrimp.

After no other bites except for hooking and fighting a Cow Nose Ray, I decided to head back to the ramp. Water temperature was 67 degrees. I also noticed that Red Drum in the Elizabeth River have been oddly quiet so far.

- Alex Perez





May 28: Mary, John Curry, Marty Schriehl & I fished the JRB. For us the Striper season has been very slow, with only a few caught and those over slot. Today Continued our plight with only 1 Striper being caught, but a nice 42" NAC citation. Fish caught bottom fishing with Crab.

- Henry Troutner

May 20 & 29: Jennifer and Jere Humphrey doing what all of us wish we could do when the Wind Machine won't stop! Headed down to Halifax, NC and launch the boat at 10:30 and fished until mid-afternoon. Caught around 40

black crappie before switching over to a prime bluegill bait - night crawlers. Caught three nice big bluegills! With the wind still blowing, we headed back at the end of the month and had the same results, lots of great fishing - with no wind!

- Jennifer & Jere Humphrey



THE ONLY FULL SERVICE  
BAIT & TACKLE SHOP  
IN GREAT BRIDGE

100% OFF  
RODS & REELS

Hurry, Limited Time Offer!  
See location for details.

757-546-9770

Gail's  
BAIT & TACKLE

800 S. Battlefield Blvd.#104, Chesapeake, VA 23322

May 31: Had a weather window for a short trip so I asked a Dave Steele to go flounder fishing. The plan was to troll up some bluefish for bait the drift for the flounder. The boat throttle was finicky all day and I dealt with throttle creep all morning. I wanted to troll at about 1400 rpm which is just under 5kts but if I wasn't alert rpm dropped to 10 or 12 hundred. The wind was greater than predicted at the outset which delayed us getting to the 2nd island where we planned to start the troll. We saw 2 or 3 Royal Canadian ships entering Hampton Roads. I assume for Harborfest. We went to the east side because it was the rougher side which usually bodes well. The water level was low and we bumped bottom numerous times with the lures. Surprisingly we didn't get any bites on the east side. We trolled around to the west side with little success. As the troll progressed, we happened upon Alex Prez. It looked like he was sheepshead fishing. His baits must have drawn some spanish to the area because trolling past him we caught 3 nice macks up to 17" or so. Dave Steele insisted they were only 16 and 7/8. Eventually we returned the east side and got 2 nice blues for bait.

The flounder fishing was a big flop! We tried 5 spots and only caught toadfish and skates. The day was a good one and we got the target species. Our trolling rigs were #1 and #2 old salty planers with #1 silver Clark spoon and a black 00 Clark spoon (the black didn't catch so it got swapped out after about 3 fish on the silver) on 25' of 20# leader.

- Mike Hubert



Quality  
**CENTRAL MEATS**  
Service Since 1960  
ALMOST CATERED


Central Meats  
1129 Kempsville Road  
Chesapeake, VA 23320

757.547.2161

May 31: I had Matt Weekley, with his cousin Nick and their friend Earl join me for a morning on the second island of the Chesapeake Bay Bridge Tunnel (CBBT). We arrived at the island a little after 7 AM and fished cut blue crab on dropper loop rigs at the end of the incoming tide. We moved around the island looking for a bite and Earl catches a small Tautog we tag and release for the Virginia Game Fish Tagging Program (VGFTP).

Fishing was very slow and we decided to head in when I noticed on side scan sonar a large school of fish traveling parallel with the island rocks. I tied on two 1.5 ounce bucktail jigs with curly tail grubs and used Livescope to try to relocate the school I noticed before. It wasn't long when we picked up the school staying close to the island rocks and I had Nick and Matt cast their jigs. Matt instantly hooked up and Nick quickly reeled his lure in so we can focus on Matt's fish. After a 15 minute battle, Nick netted Matt's fish that turned out to be a 45 inch Red Drum. After photos, tagging, and reviving the fish, the drum swam away strong. It was a perfect, last minute way to end the trip.

- Alex Perez



May 31: Russell and I went fishing on the bay Sunday May 31st we got off to a bad start. Russell forgot the navionics unit for the fish finder and I lost my hat on the way out. We decided to make the most of a bad start. We worked the CBBT from the second island back towards the shoreline. It was a pretty slow day. I was catching some croakers and dogfish. My last catch being a 15 inch tautog. All & all, it was a great day to be out on the water.

- Wes Waters



# Angler Interests



## MEDIA RELEASE

VIRGINIA MARINE RESOURCES COMMISSION

380 Fenwick Road, Building 96, FT. Monroe VA 23651

---

CONTACT: Zach Widgeon  
PIO  
(757) 247-2200  
Zachary.widgeon@mrc.virginia.gov

FOR IMMEDIATE RELEASE

5/29/2026

### **Free Fishing Days in Virginia: June 5-7** **VMRC Invites Families to Enjoy Virginia's Saltwater Fishing Opportunities**

HAMPTON, VA — The Virginia Marine Resources Commission (VMRC) encourages residents and visitors to take advantage of Free Fishing Days from June 5 through June 7, 2026. During this special weekend, anglers may fish in Virginia's saltwater areas without a recreational saltwater fishing license.

“Free Fishing Days are a great opportunity for everyone across the Commonwealth to get outside, spend time on the water, and experience one of Virginia's most accessible outdoor traditions,” said VMRC Commissioner Joseph Grist. “Recreational fishing connects families to our coast, supports local communities, and helps introduce the next generation to the resources we're working to manage and protect. For young anglers, the Junior Expert Angler Awards Program is a great way to turn that time on the water into a lasting achievement.”

Part of the long-running Virginia Saltwater Fishing Tournament, the Junior Expert Angler Awards Program gives anglers age 15 or younger the opportunity to earn a Junior Expert Angler Citation by catching and releasing qualifying Virginia saltwater species.

Whether casting from a pier, the beach, or a boat leaving a Virginia port, young anglers can turn a saltwater fishing trip into official recognition through the tournament. To learn more, visit the Junior Expert Angler Awards Program: [https://mrc.virginia.gov/vswft/Junior\\_Anglers.shtml](https://mrc.virginia.gov/vswft/Junior_Anglers.shtml)

While no saltwater recreational fishing license is required during Free Fishing Days, all fishing regulations, including size, season, and possession limits, still apply. For up-to-date information on Virginia saltwater fishing rules, visit: <https://webapps.mrc.virginia.gov/public/reports/swrecfishingrules.php>

Free Fishing Days offer an easy way to enjoy Virginia's waters, introduce someone new to fishing, and spend time outdoors with family and friends.

####

# Angler Interests



## Atlantic Tarpon Regulations Established

At the May 26th Commission meeting the Marine Resources Commission established recreational and commercial regulations for Tarpon caught in Virginia waters. Effective June 1st regulations include;

**Recreational fishing provisions;** It shall be unlawful for any person fishing recreationally to possess Atlantic tarpon at any time. Any Atlantic tarpon caught must remain in the water. It shall be unlawful gaff or spear tarpon. When fishing for tarpon using bait (live/dead) the use non-offset, corrodible, non-stainless steel circle hooks is required.

**Commercial fishery provisions;** It shall be unlawful for any person to take, harvest, land, or possess tarpon for commercial purposes, including being offered or intended for sale, barter, or trade, at any time. Tarpon caught must be returned to the water immediately.

## Recreational Blueline Tilefish Season Opened May 15th!



Blueline Tilefish season opened on May 15th in the Mid-Atlantic Fishery Management Council area (Northward of the VA/NC line in federal waters (3nm-200nm). For the MAFMC area the season will remain open until November 15th. Anglers are reminded there is a Federal fisheries permit required to participate in the recreational fishery and it comes with a required reporting requirement. Possession limits for a Private (not-for-hire) vessel is 3 per person, Charter operators (for-hire, uninspected vessel) it's 5 per person, and for a Charter (for-hire, inspected vessel) it's 7 per person. Golden Tilefish season in the MAFMC area is open all year with a possession limit of 8 per person. Note: If you fish in federal waters south of the VA/NC state line you must comply with the SAFMC Federal Regulations, even if you depart and return to a Virginia port.

## Operation Paddle Smart: "If Found" Stickers available



When the Coast guard or local emergency responders receive a report or discover a paddle craft adrift, there is no way to determine if the vessel was washed off of a beach during high tide or was separated from its owner during the course of a boating accident. In these situations, the Coast Guard has to assume the owner is in trouble and needs assistance until it can find evidence to support otherwise. As a result the Coast Guard and local harbor masters spend hundreds of thousands of tax dollars per year searching for potential people in distress when there was no one in danger to begin with.

To combat this growing problem, the Coast Guard and Coast Guard Auxiliary launched Operation Paddle Smart. The cornerstone of Paddle Smart is providing owners of kayaks, canoes, standup paddleboards, and other unregistered watercraft a free "If Found" sticker for their boat to help reduce the number of unnecessary search and rescue cases.

The stickers are weatherproof, reflective, and provide room for the vessel owner's name and two phone numbers using a waterproof marker. The "If Found" sticker should be placed in a highly visible location inside the vessel's cockpit or near the operators station. The stickers are weatherproof, reflective, and provide room for the vessel owner's name and two phone numbers using a waterproof marker.



# ATTENTION TILEFISH ANGLERS!

## Blueline and Golden Tilefish Permitting and Reporting Requirements

### Our Tilefish Fishery

- \* Both blueline (or gray) and golden tilefish are popular targets for offshore anglers in the Northeast and Mid-Atlantic.
- \* Recreational fishermen are thought to account for a sizable amount of harvest for both species.



### Management Challenges

- \* Due to their deep-water habitat and unique life-history both tilefish are considered "data-poor," making effective management challenging.
- \* It is particularly difficult to estimate how many tilefish are harvested by private anglers.
- \* Fishery scientists and managers urgently need to understand how many anglers target tilefish, how much time they spend fishing, and how many fish they catch to better assess these species' overall health and ensure a strong fishery into the future.



If you own or operate a private recreational vessel and target tilefish from Virginia northward, you are required to possess a free recreational tilefish permit and submit a trip report within 24 hours of returning to port from a tilefish trip. Here's how to stay legal.



### Step 1: Get a Permit

- The **free** annual permit helps managers understand the potential "universe" of tilefish anglers. It is required for both private vessels and for-hire vessels fishing privately.
- This is a vessel permit; you do not need to obtain it if fishing on some else's vessel.
- To obtain the permit, visit the NOAA Fisheries' **Fish Online** website, create an account, and apply for a Private Recreational Tilefish Permit.
- Fishing for/keeping tilefish without a permit can result in a civil violation of \$500.

**Plan Ahead:** The permit can take up to 30 days to be issued, so be sure to apply well before your first trip targeting tilefish this season.

NOAA  
Fish Online:



### Step 2: Submit Trip Reports

- Vessel owners/operators must submit electronic trip reports for all trips on which tilefish are targeted, **even if you didn't catch or keep any fish**.
- A mobile app called **eFin Logbook** has been developed for tilefish reporting.



- Download the app to your smartphone or tablet and log in using your Fish Online credentials.
- After each trip, submit key information such as: number of anglers, time spent fishing, and number of tilefish kept/discarded.

eFin  
for iPhone:



**Remember:** Trip reports must be submitted within 24 hours of returning to port from any trip on which you fished for tilefish, even if also you targeted other species.

eFin  
for Android:



*The Data That YOU Report  
Will Help Ensure Healthy Fisheries  
for Years to Come*

